



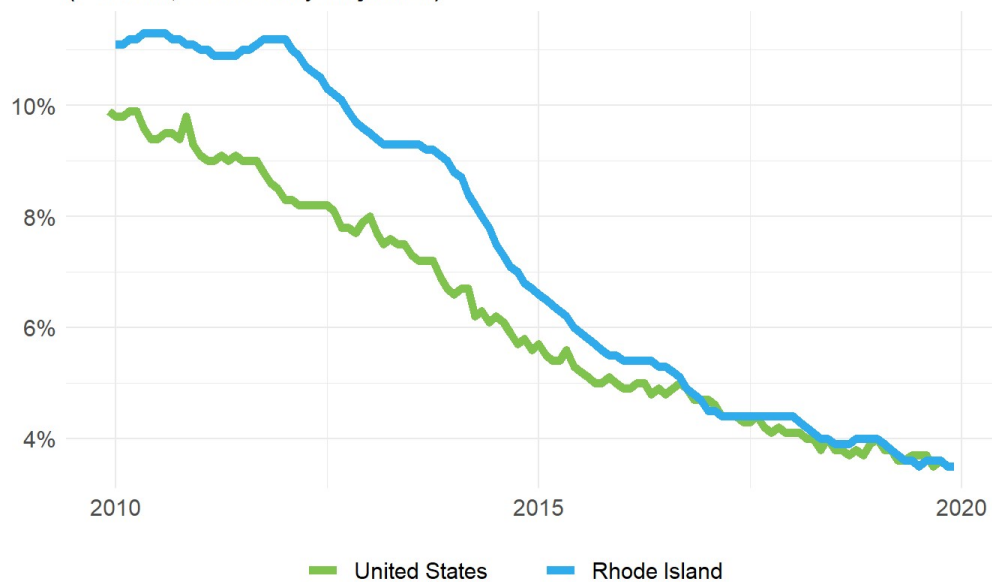
January 24, 2020

Summary

- **Rhode Island added 100 net payroll jobs and the unemployment rate remained unchanged at 3.5 percent in December**, according to Bureau of Labor Statistics (BLS) data released at 10:00am on January 24, 2020.
- **Over the past twelve months, Rhode Island added 8,600 payroll jobs** and the unemployment rate fell by 0.5 percentage point from 4 percent.
- **In December, Rhode Island's private sector lost 100 net private payroll jobs** and over the past twelve months it added 8,400 private payroll jobs in the establishment survey.
- In the household survey, the number of **unemployed fell by 185 on net in December**, and over the past year employment rose by 5,060.
- Rhode Island's **labor force participation rate rose to 64.6 percent** in December from 64.5. Since last year, the labor force participation rate rose by 0.1 percentage point.
- The national unemployment rate **remained unchanged in December**. State employment and unemployment data for January is scheduled for release March 16, 2020. The national employment situation report for January will be released February 07, 2020.

Rhode Island and U.S. Unemployment Rates

(Percent, Seasonally Adjusted)

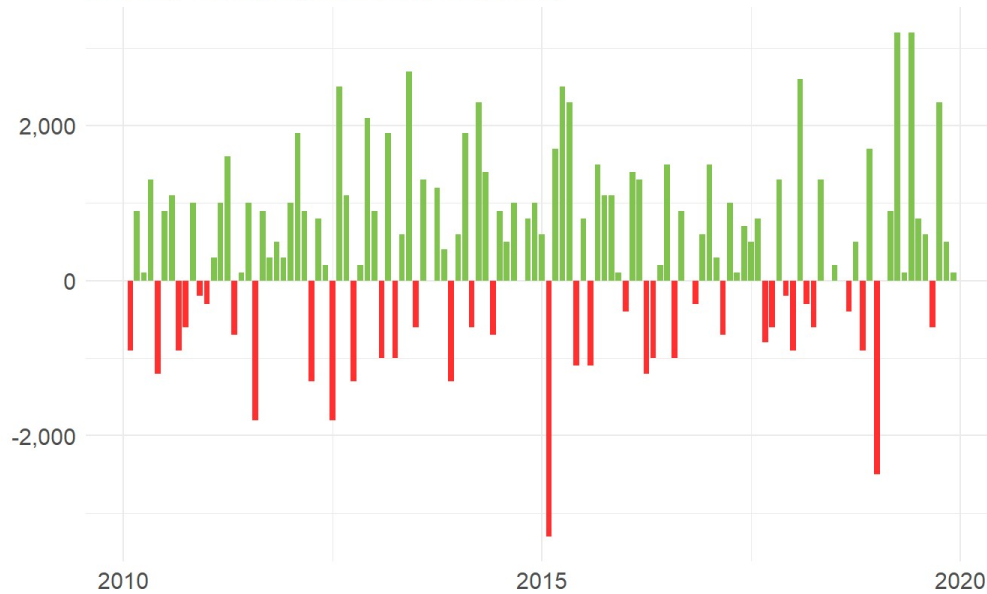


Source: Bureau of Labor Statistics

Rhode Island Payroll Employment

Rhode Island Nonfarm Payroll Jobs

Monthly Change (Seasonally Adjusted)



Source: Bureau of Labor Statistics

Rhode Island added 100 net payroll jobs, or 0 percent, on a seasonally adjusted basis during December. In the prior month, Rhode Island added 500 jobs. Over the past twelve months, Rhode Island added 8,600 payroll jobs, or 1.7 percent. Rhode Island nonfarm payroll employment had increased in 9 of the past 12 months.

Nationally, nonfarm payrolls rose by 145,000 in December, or rose by 0.1 percent. Over the 12-month period ending with December, nonfarm payrolls rose by 2,108,000 jobs, or 1.4 percent. Rhode Island ranks 14th among the 50 states and the District of Columbia for percentage gain in nonfarm payroll employment over the past 12 months.

During December, Rhode Island's private-sector lost 100 jobs, or approximately 0 percent. The private-sector in Rhode Island added 400 jobs in the prior month. Over the past twelve months, private-sector payrolls in Rhode Island added 8,400, or 1.9 percent. Rhode Island private-sector payroll employment has increased in 9 of the past 12 months.

Nationally, private-sector payroll jobs rose by 139,000 jobs in December, or 0.1 percent. Over the past 12 months, the national payroll rose by 1,947,000 jobs in the private sector, or rose by 1.5 percent. Rhode Island is tied for 12th among the 50 states and the District of Columbia for a percentage gain in private-sector payroll employment over the past 12 months.

Change in Rhode Island Payroll Employment by Sector over Past 12 Months



Source: Bureau of Labor Statistics, seasonally adjusted

The best performing sectors on a seasonally adjusted basis during December were Professional and Business Services tied with Leisure and Hospitality (300) and Government (200). The poorest performing sectors during the month were Trade, Transportation, and Utilities (-200) and Education and Health Services (-300).

The best performing sectors during the last twelve months were Education and Health Services (3,200) and Leisure and Hospitality (3,000). The poorest performing sectors during the last twelve months were Construction (-300) and Manufacturing (-600).

Rhode Island Labor Force Statistics

Labor Force Participation

The labor force participation rate in Rhode Island rose to 64.6 percent in December from 64.5 percent in the prior month. At a labor force participation rate of 64.6 percent, Rhode Island ranks 21st in the nation. The labor force participation rate in Rhode Island rose by 0.1 percentage point from a year earlier. The labor force participation rate is the percentage of the civilian noninstitutionalized population age 16 and older who are employed or actively looking for work.

The 10-year high for the labor force participation rate in Rhode Island was 67.5 percent last occurring in June 2010. The series high for the labor force participation rate in Rhode Island occurred in March 2007 when the labor force participation rate hit 68.6 percent. The 10-year low for the labor force participation rate was 64 percent, last occurring in June 2019. The series low for the labor force participation rate in Rhode Island last occurred in October 1976 when the labor force participation rate hit 62.8 percent.

The national labor force participation rate remained steady at 63.2 percent in December. That rate rose by 0.2 percentage point from a year earlier. The all-time high for the national labor force participation rate was 67.3 percent in April 2000. The 10-year

high for the national labor force participation rate was 65.2 percent in April 2010. The recent 10-year low occurred in September 2015 at a level of 62.4 percent. The series low for the national labor force participation rate was 58.1 percent in December 1954.

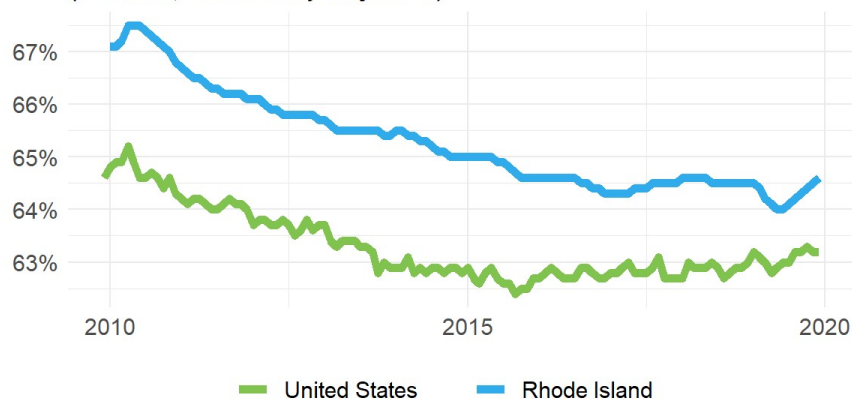
Employment-to-Population Ratio

The employment-to-population ratio, or the percentage of the Rhode Island civilian noninstitutionalized population 16 years and older counted as employed, in December rose to 62.4 from 62.2 percent in the prior month. At 62.4 percent, Rhode Island is tied for 19th among state employment-to-population ratios in the nation. The employment-to-population ratio in Rhode Island rose by 0.5 percentage point from a year earlier.

The 10-year high for the employment-to-population ratio in Rhode Island was 62.4 percent in December 2019. The series high for the employment-to-population ratio in Rhode Island last occurred in March 1989 when the employment-to-population ratio hit 66 percent. The 10-year low for the employment-to-population ratio was 58.7 percent last occurring in January 2012. The series low for the employment-to-population ratio in Rhode Island last occurred in November 1976 when the employment-to-population ratio hit 57.5 percent.

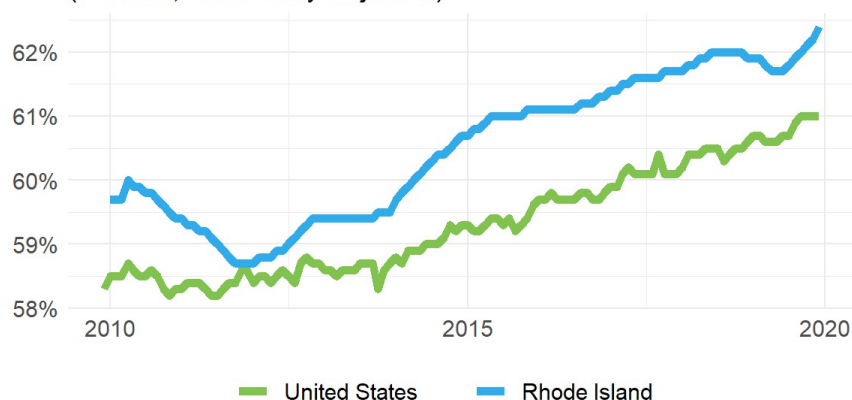
The national employment-to-population ratio remained steady at 61 percent in December. That rate rose by 0.4 percentage point from a year earlier. The all-time high for the national employment-to-population ratio was 64.7 percent in April 2000. The 10-year high for the national employment-to-population ratio was 61 percent in December 2019. The recent 10-year low occurred in July 2011 at a level of 58.2 percent. The series low for the employment-to-population ratio was 54.9 percent in October 1949.

Rhode Island and U.S. Labor Force Participation Rates (Percent, Seasonally Adjusted)



Source: Bureau of Labor Statistics

Rhode Island and U.S. Employment-to-Population Ratios (Percent, Seasonally Adjusted)



Source: Bureau of Labor Statistics